


Nirvana's Trade Secrets



With Jeff Drake and Ed Downs

Actionable Trading Methods

What are Trade Secrets?

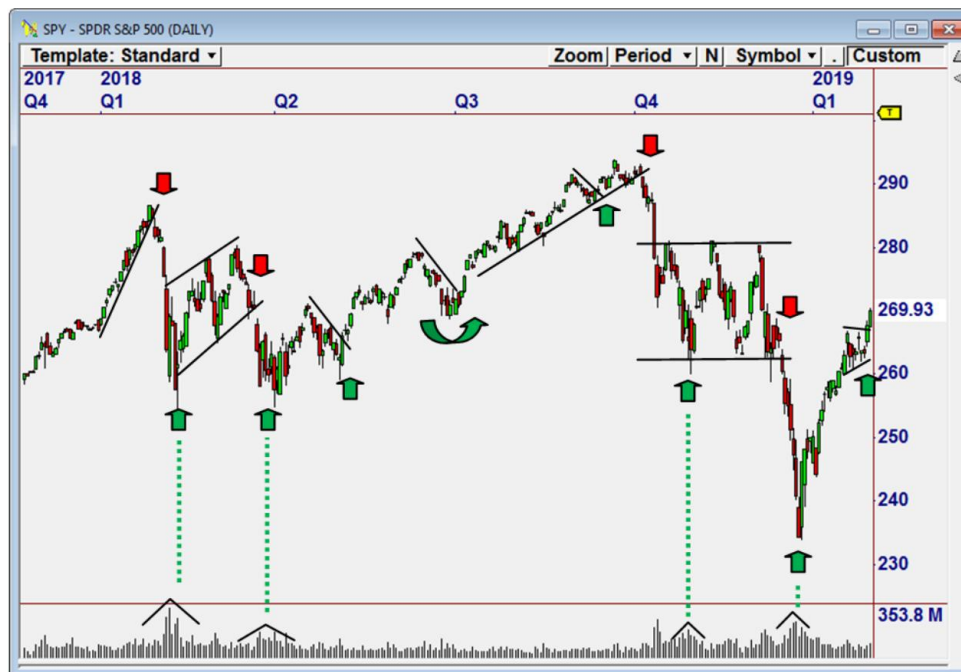
Highly Researched
Trading Methods with:

- NEW Indicators
- NEW OmniScans
- NEW Strategies
- Specialized Tools


Plus, we provide

- Hands-On Coaching
- Informal Sessions

... So you learn as much as possible.



Nirvana's Trade Secrets



Trade Secrets 1: Adaptive Trading

Make Consistent
Gains no matter
what the market
is doing!

Introducing...

Nirvana's Trade Secrets

Trade Secret 1: Adaptive Trading

Make Consistent Gains...
No Matter What the Market is Doing!

**A NEW Ground-Breaking
Adaptive Trading Approach**
by Ed Downs & Jeff Drake!

Includes:

- NEW OmniScans
- NEW Market Indicators
- NEW Strategies
- AUTO Allocation Formula
- Complete Step-by-Step Seminar

**Special
Limited Time
Offer!**
Page 7



Adaptive Trading: Week One

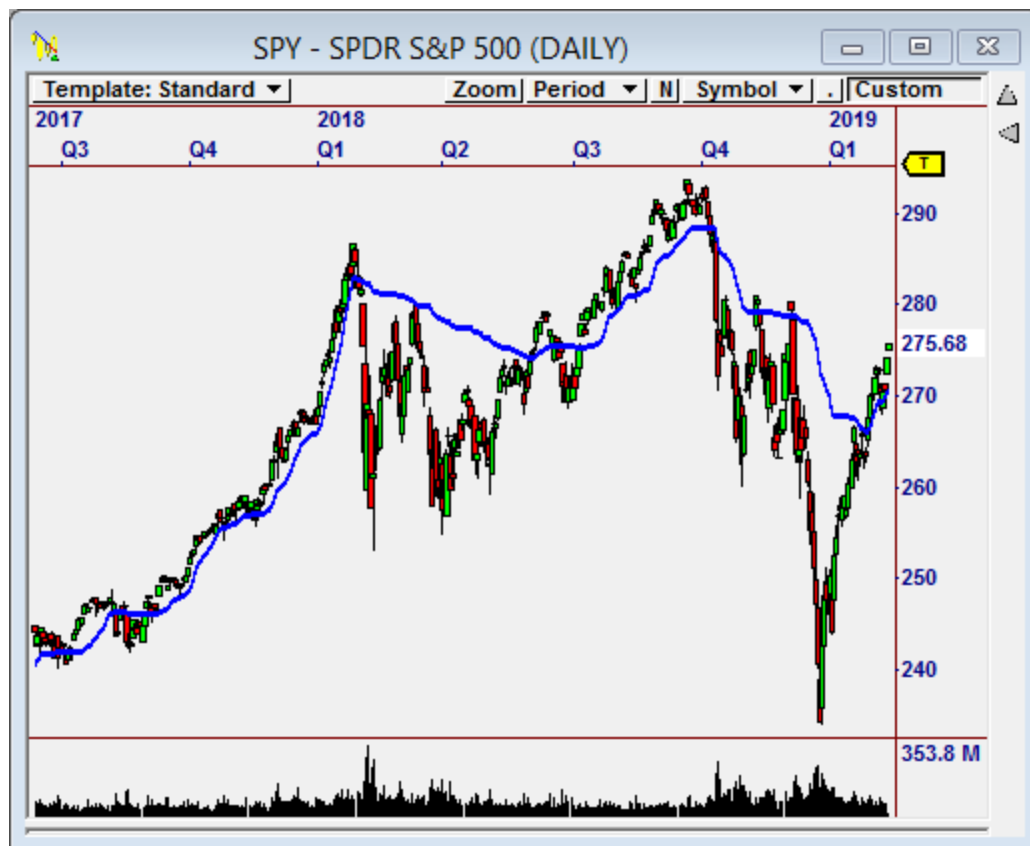
1

- Week one will focus on detecting Market Phases and Trading Strategies.
- For Adaptive Trading, we need tools that can adapt to the market as well.



The Kauffman Adaptive MA

- The Kauffman Adaptive Moving Average (KAMA) integrates volatility information into the moving average.
- In well behaved markets, it tracks price closely.
- In volatile markets, it will maintain a distance from price.



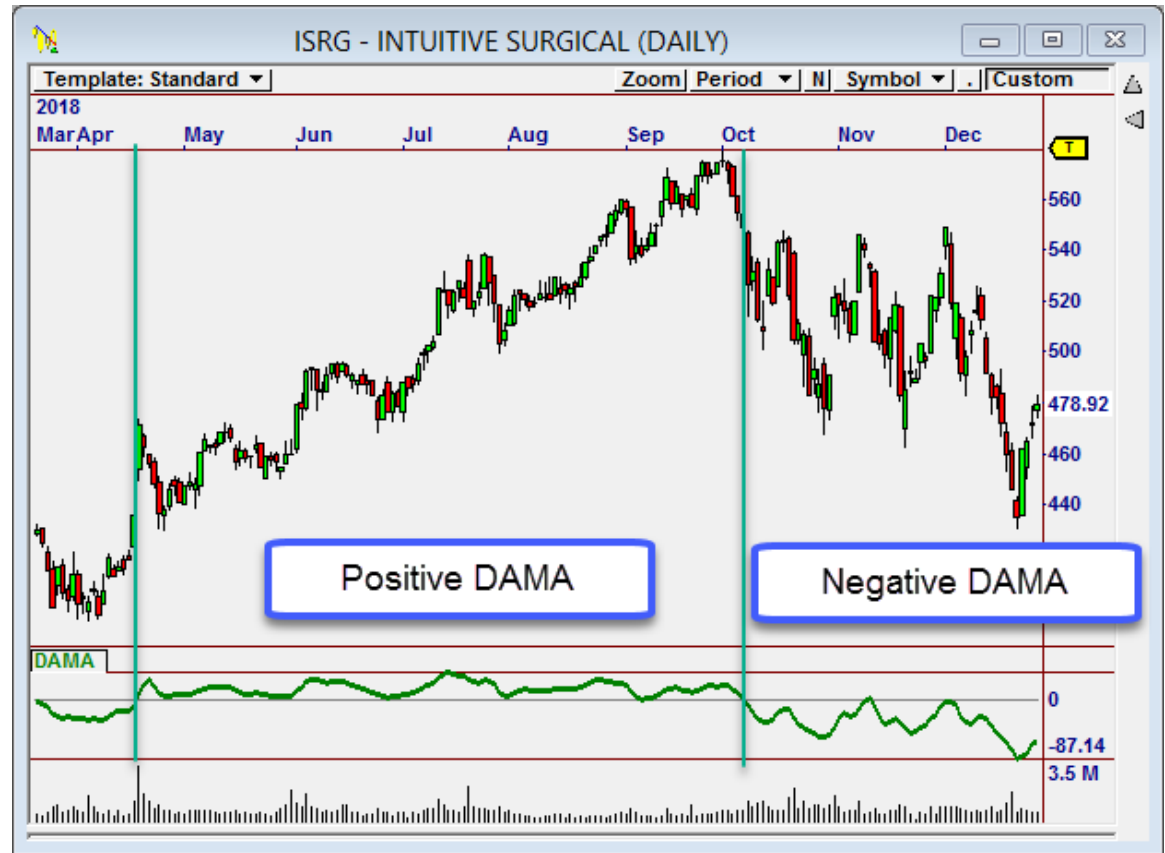
Comparing KAMA to an SMA

- The distance and slope of the KAMA gives us important information.
- This makes it much more valuable than other moving averages.



Additional KAMA Based Indicators 1

- We took the KAMA and created various indicators based on it.
- These powerful indicators have multiple uses.



Detecting Market Phases

1

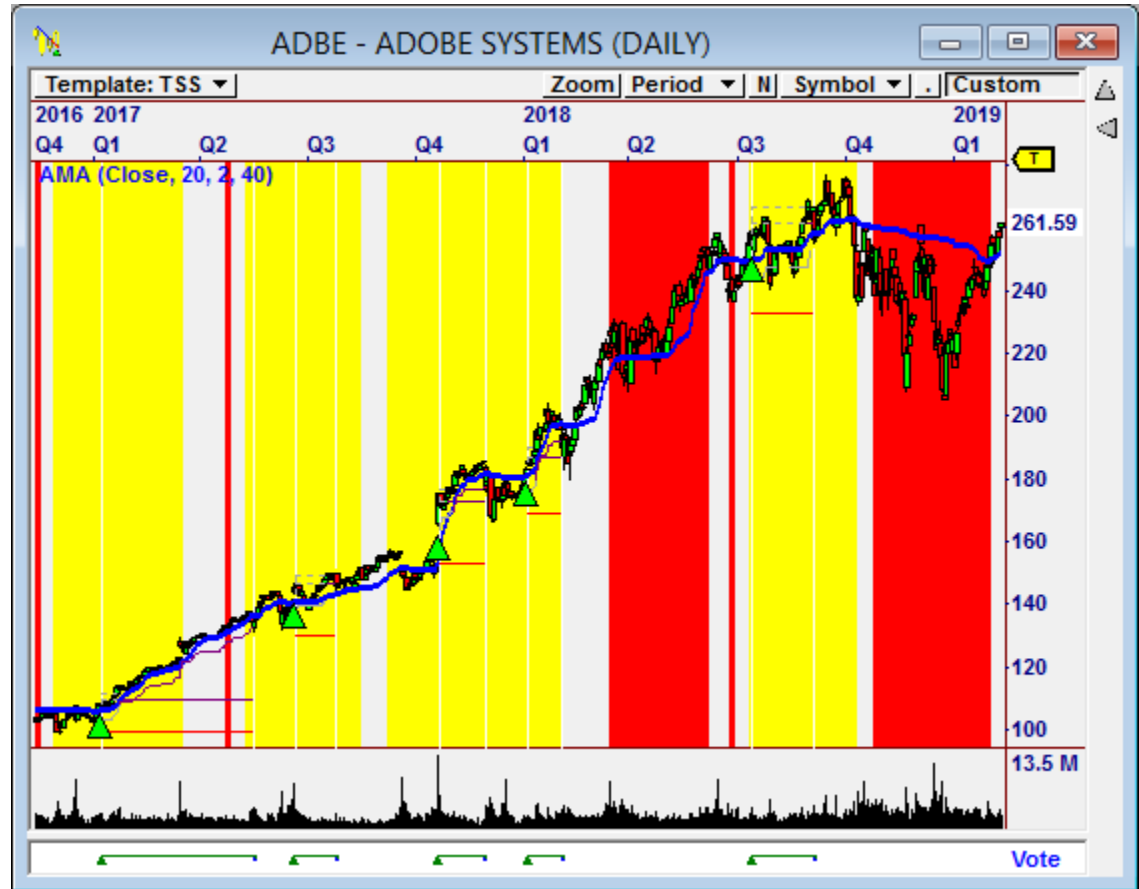
- In Trade Secrets 1, we will use these indicators to detect Market Phases.
- Our Adaptive Trading Phase Template makes it easy to determine what phase we are currently in.



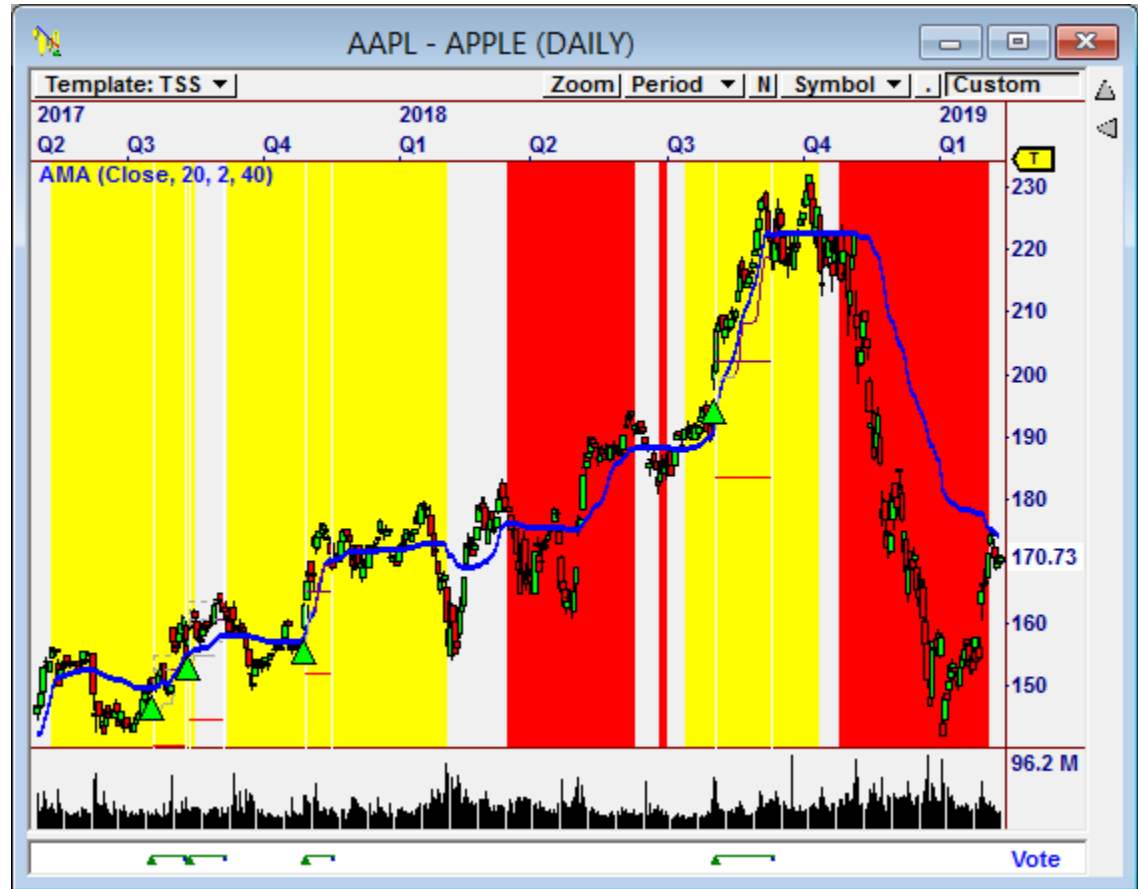
Matching Strategies to Phases

1


- Once we have our Market Phases defined, we need strategies that perform in each phase.
- For trade Secrets 1 we are providing mechanical strategies that excel in each Market Phase.



- The match of Trading Strategies to Market Phases is a profitable combination.
- But there is a LOT more info that we can glean from other assets that will help be even more successful in the market.



Nirvana's Trade Secrets



Trade Secrets 1: Week 2

Market Breadth Indicators

1

1: s = "\$AX150.N"	' Above Moving Average (150 days) (AMEX)	23: s = "\$NQBP.N"	' Bullish Percent Index (NASDAQ)
2: s = "\$150.N"	' Above Moving Average (150 days) (Global)	24: s = "\$NYBP.N"	' Bullish Percent Index (NYSE)
3: s = "\$NQ150.N"	' Above Moving Average (150 days) (NASDAQ)	25: s = "\$VXD.N"	' CBOE DJIA Volatility Index
4: s = "\$NY150.N"	' Above Moving Average (150 days) (NYSE)	26: s = "\$VXN.N"	' CBOE NDX Volatility Index
5: s = "\$AX200.N"	' Above Moving Average (200 days) (AMEX)	27: s = "\$VXO.N"	' CBOE OEX Volatility Index
6: s = "\$200.N"	' Above Moving Average (200 days) (Global)	28: s = "\$VIX.N"	' CBOE SPX Volatility Index
7: s = "\$NQ200.N"	' Above Moving Average (200 days) (NASDAQ)	29: s = "\$AXMO.N"	' McClellan Oscillator (AMEX)
8: s = "\$NY200.N"	' Above Moving Average (200 days) (NYSE)	30: s = "\$MO.N"	' McClellan Oscillator (Global)
9: s = "\$AX50.N"	' Above Moving Average (50 days) (AMEX)	31: s = "\$NQMO.N"	' McClellan Oscillator (NASDAQ)
10: s = "\$50.N"	' Above Moving Average (50 days) (Global)	32: s = "\$NYMO.N"	' McClellan Oscillator (NYSE)
11: s = "\$NQ50.N"	' Above Moving Average (50 days) (NASDAQ)	33: s = "\$AXMI.N"	' McClellan Summation Index (AMEX)
12: s = "\$NY50.N"	' Above Moving Average (50 days) (NYSE)	34: s = "\$MI.N"	' McClellan Summation Index (Global)
13: s = "\$AXAD.N"	' Advance-Decline (AMEX)	35: s = "\$NQMI.N"	' McClellan Summation Index (NASDAQ)
14: s = "\$AD.N"	' Advance-Decline (Global)	36: s = "\$NYMI.N"	' McClellan Summation Index (NYSE)
15: s = "\$NQAD.N"	' Advance-Decline (NASDAQ)	37: s = "\$AX2W.N"	' New Highs-New Lows (2 Weeks) (AMEX)
16: s = "\$NYAD.N"	' Advance-Decline (NYSE)	38: s = "\$2W.N"	' New Highs-New Lows (2 weeks) (Global)
17: s = "\$AXAR.N"	' ARMS Index (AMEX)	39: s = "\$NQ2W.N"	' New Highs-New Lows (2 Weeks) (NASDAQ)
18: s = "\$AR.N"	' ARMS Index (Global)	40: s = "\$NY2W.N"	' New Highs-New Lows (2 Weeks) (NYSE)
19: s = "\$NQAR.N"	' ARMS Index (NASDAQ)	41: s = "\$AX4W.N"	' New Highs-New Lows (4 Weeks) (AMEX)
20: s = "\$NYAR.N"	' ARMS Index (NYSE)	42: s = "\$4W.N"	' New Highs-New Lows (4 weeks) (Global)
21: s = "\$AXBP.N"	' Bullish Percent Index (AMEX)	43: s = "\$NQ4W.N"	' New Highs-New Lows (4 Weeks) (NASDAQ)
22: s = "\$BP.N"	' Bullish Percent Index (Global)	44: s = "\$NY4W.N"	' New Highs-New Lows (4 Weeks) (NYSE)
23: s = "\$NQBP.N"	' Bullish Percent Index (NASDAQ)	45: s = "\$PCRE.N"	' Put/Call Ratio (Equity)
		46: s = "\$PCRI.N"	' Put/Call Ratio (Index)
		47: s = "\$PCRT.N"	' Put/Call Ratio (Total)

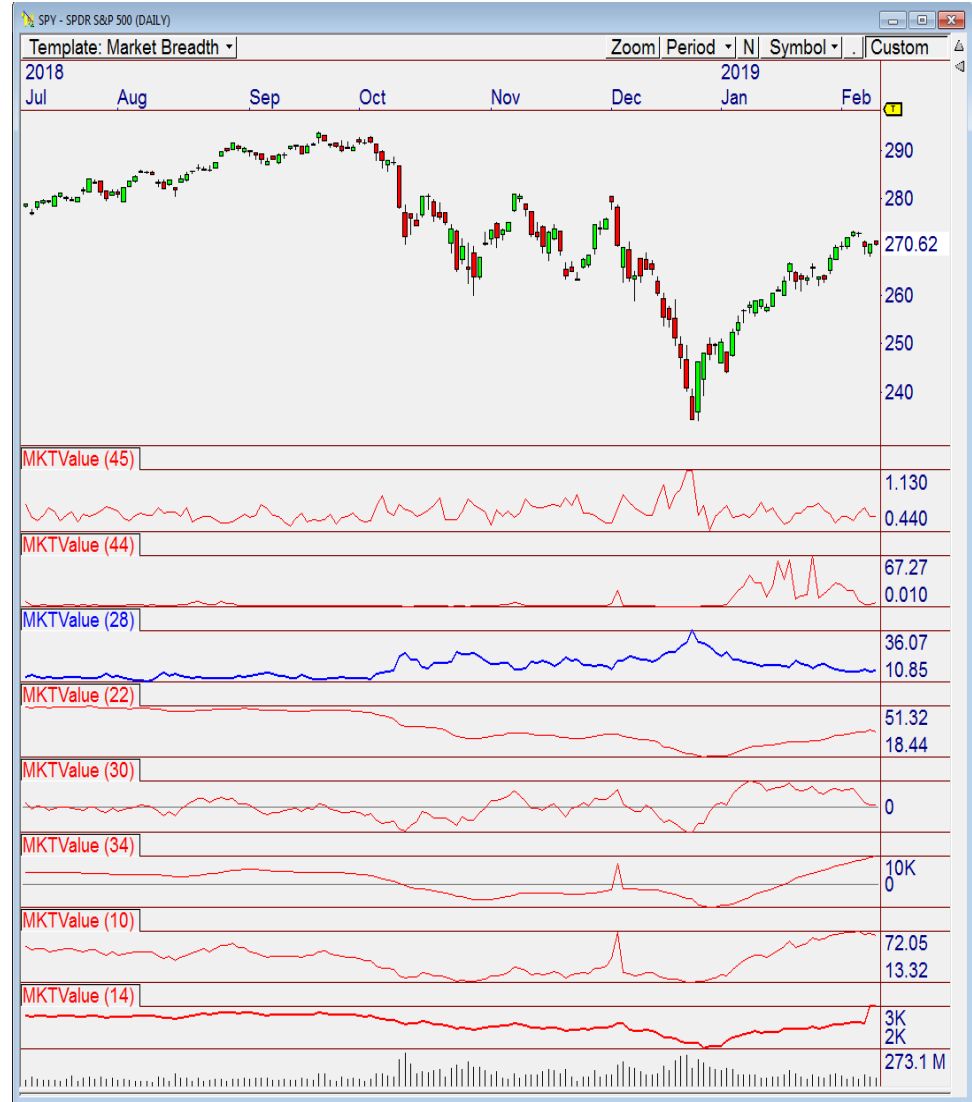
OmniLanguage "MKTValue" Indicator* makes it easy to use and Plot any Market Breadth

* Provided in a download after webinar!

Market Breadth Indicators

Most Predictive Market Breadth Indicators:


- 10 - Above Moving Average (50 days)
- 14 - Advance-Decline
- 28 - CBOE SPX Volatility Index**
- 30 - McClellan Oscillator
- 34 - McClellan Summation Index
- 40 - New Highs-New Lows 2 weeks (NYSE)
- 44 - New Highs-New Lows 4 weeks (NYSE)
- 45 = Put/Call Ratio (Equities)



New Market Divergence

1

A New Divergence Indicator was just developed that identifies Divergence on any Market Breadth Indicator, versus the Market.



Market Divergence System

1



By Mark Holstius

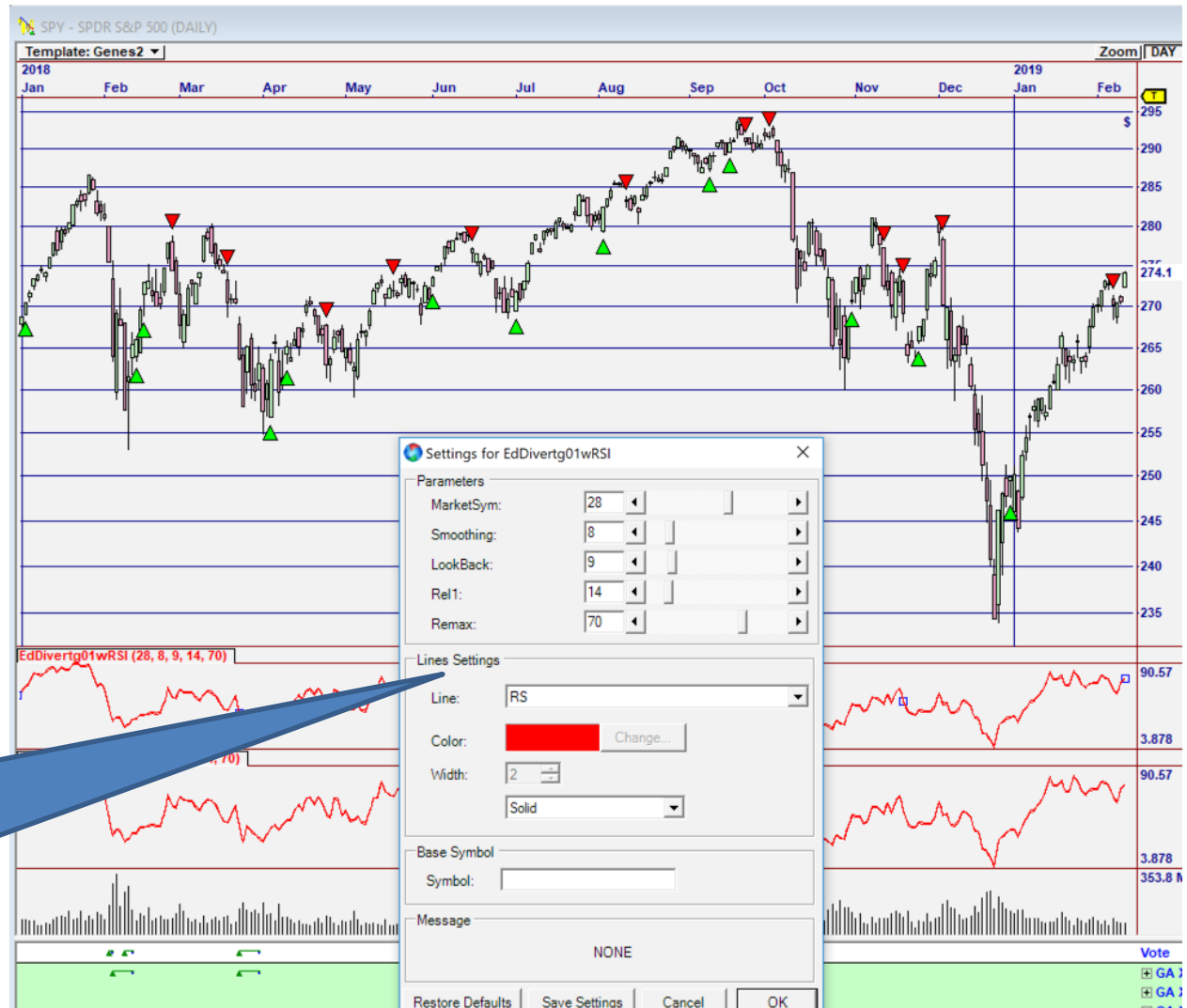
Market Divergence System

1

System Uses the
New Divergence
Indicator on \$VIX

Qualified by:
 $RSI(14) < 70$

Divergence
Indicator
Parameters



By Mark Holstius

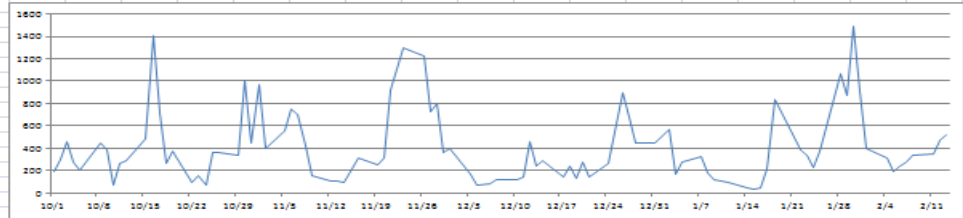
OmniScan Counts

1

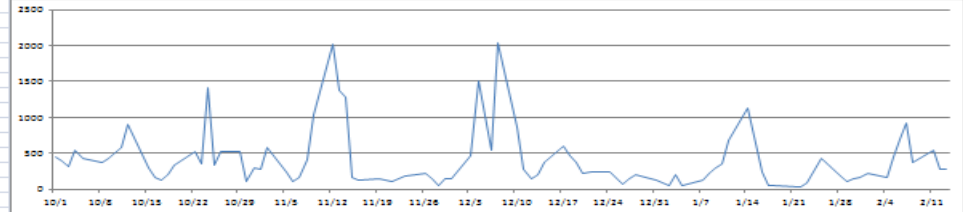
OmniScan is....
...the most under-utilized and most powerful tool in our OmniTrader toolbox.

Basic Turning Scan

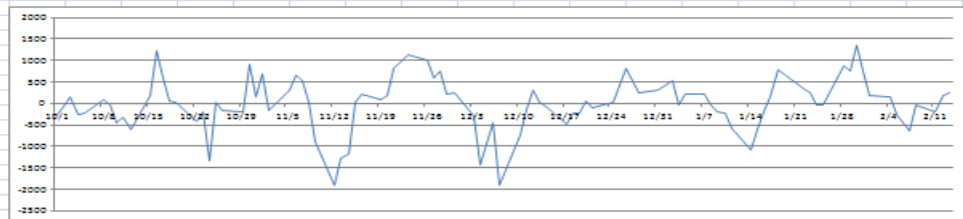
Up Count



Down Count



Net Count



OmniScan Counts

How to use:

- Open a Scan in your Focus List
 - Open ToDo List
 - Click Dynamic Scan NOW
-
- Open your OmniTrader Directory (/OT2019)
 - Scan Files will appear.


The screenshot shows the OmniTrader interface. The 'Focus List' window displays a table of symbols and their industry groups. The 'ToDo List' window is open, showing a list of tasks with a 'Now!' button highlighted. A file explorer window is also open, showing a directory structure with files 'Down Scan.CSV' and 'Up Scan.CSV'.

Symbol	Sig	Adv	IndGroup
ACM			DIVERSIFIED SERVICES
ADNT			
ALKS			DRUGS
ALSN			AUTOMOTIVE
ANDX			
AXL			AUTOMOTIVE
BG			FOOD & BEVERAGE
BHF			
BWA			AUTOMOTIVE
CARG			
CMP			METALS & MINING
CRC			
CROX			CONSUMER NON-DURABL
CRZO			ENERGY
CVE			ENERGY
CXO			ENERGY
DCP			
EHC			
ENR			CONSUMER NON-DURABL
EQT			UTILITIES
ETRN			
FANG			ENERGY
FND			
FTI			ENERGY
HCSG			DIVERSIFIED SERVICES
K			FOOD & BEVERAGE

ToDo	Perform	Tasks	Last
	Now!	<input checked="" type="checkbox"/> Download historical & current price data	2/13/2019 09:28 PM
	Now!	<input checked="" type="checkbox"/> Update OmniScan lists & subscriptions: Selected lists in this profile All OmniScan lists	2/13/2019 09:32 PM
	Now!	<input type="checkbox"/> Run current scan dynamically	
	Now!	Train A.I. components	
	Now!	Run analysis tasks on: Current list All lists in this profile	
	Now!	<input checked="" type="checkbox"/> Run Analysis As needed Forced for all symbols	2/13/2019 09:32 PM
	Now!	<input type="checkbox"/> Update Portfolio with current prices	9/5/2018 06:08 PM
	Now!	<input type="checkbox"/> Update COT data	11/7/2014

Name	Date modified	Type
Down Scan.CSV	2/14/2019 3:04 PM	Microsoft Office E...
Up Scan.CSV	2/13/2019 9:56 PM	Microsoft Office E...

Nirvana's Trade Secrets



Actionable Trading Methods

7 Trade Secret Methods

7 Powerful Events, including everything you need to succeed!

1

"Make Consistent Gains...
No Matter What The Market is Doing!"

[More Info](#)

2

"Find and Trade the
Most Explosive Moves!"

[More Info](#)

3

"Profit from Volatility Plays."

[More Info](#)

4

"Trade Cycles for
Consistent Gains."

[More Info](#)

5

"Profit from Industry
Group Consensus."

[More Info](#)

6

"Trade Major Reversals
to Lock in Big Profits."

7

Bonus Session:
"Find and Trade Breakaway IPOs to Set Your Retirement."

[More Info](#)

BONUS: Trading IPOs

7

We evaluate IPOs for optimal entry points to capture Long Term Gains.



Actionable Trading Methods

Everything You Need to Succeed!

New Strategies

New Indicators

Hands On
Coaching

New OmniScans


Interactive
Sessions

Specialized Tools

Everything You Need to Succeed

Each Secret Comes with:

- NEW Indicators
- NEW OmniScans
- NEW Strategies
- Specialized Tools



PLUS...

- Hands-On Coaching
- Informal Sessions



Plug-Ins Provided
with each Trade Secret!

Pricing & Special Offers

SAVE!

Join us as we
release these
Trade Secrets to
our valued
Nirvana
Customers in
2019!

Price: \$1,495 (includes all Trading Assets for Trade Secret 1)

Trade Secret 1: Adaptive Trading

EARLY BIRD SPECIAL: Hurry Ends Friday, Feb. 8th
Order by the Deadline ...Just \$995

Login To See Your Special Pricing

BEST DEAL:
All 7 Trade Secrets

"Make Consistent Gains... No Matter What The Market is Doing!"	"Find and Trade the Most Explosive Moves!"	"Profit from Volatility Plays"
"Trade Cycles for Consistent Gains"	"Profit from Industry Group Consensus."	"Trade Major Reversals..."

Bonus Session
"Find and Trade Breakaway IPOs to Set Your Retirement"


Hurry! Early Bird Offer Ends Friday, Feb. 8th and is Limited to the First 100 Sign-ups.

Login To See Your Special Pricing

www.nirvanasystems.com/secrets

800-880-0338 .. 512-345-2566

Nirvana's Trade Secrets



with Jeff Drake & Ed Downs