

Trade Secret 1: **Adaptive Trading**

Special Offer for 2022!

A NEW Ground-Breaking Adaptive Trading Approach

by Ed Downs & Jeff Drake

“Overall it is the **BEST** Nirvana education product/tool system I've received. A+ to Ed and the team. Well done, I am very happy with what I got for my time and money.”

- William L.

Includes:

- NEW OmniScans***
- NEW Market Indicators***
- NEW Strategies***
- AUTO Allocation Formula***
- Complete Step-by-Step Seminar***

***“Innovative new approaches,
and useful new tools!”***

- Jim D.

Make Money in Any Market with *Trade Secret 1: Adaptive Trading*



We are excited to release *Trade Secret 1* – an adaptive trading approach that will help you make money in any market!

Jeff Drake and I have both given seminars on market direction, including Jeff's Market Breadth seminar and my recent 12 Days seminar.

In the aftermath of a difficult year for traders, we decided to create a new trading approach that focuses on selecting trades and establishing allocation based on what the market is doing.

Jeff and I are providing resources that were created specifically for Trade Secret 1 (TS1), including Indicators, Strategies, and specialized tools – everything you need to adaptively trade any market!

Assessing Market Risk



Market Clues can tell us when the Risk is too high to stay invested. Ed Downs applied these ideas in his September letter to OmniFunds subscribers, and in a December webinar. Ed's precise market analysis techniques are revealed and used in Trade Secret 1.

Everything You Need to Make Consistent Gains.

Trade Secret 1 includes New Strategies, Market Indicators, and an Allocation Formula – everything you need to adapt to the market and trade it profitably.

These Trading Assets AUTOMATICALLY:

- ✓ Determine Current Market Phase.
- ✓ Determine the Strategies that are Conducive.
- ✓ Identify Candidates that should be traded.
- ✓ Indicate a Long/Short Exposure mix.
- ✓ Alert you to important market changes that suggest a change in exposure should be made.

Adaptive Trading in Action



Market events and scans on December 26 issued a clear Buy Signal.

December 26, 2018

Here are the events that unfolded in the Market.

The SPY formed a V-Bottom AND Volume Climax pattern at a Consolidation target from October in a Volatile Phase. In addition, our OmniScan showed a strong bias in Bullish Signals.

These and other clues indicated that new long positions should be taken. Over the next several weeks, stocks identified by a bullish OmniScan (listed to the right) proceeded to rally up to 55%!

There were MANY other profitable events not marked in the above chart. Trading Assets provided by TS1 will...

- Assess market events as they unfold.
- Scan for candidates that take advantage of each opportunity.
- Set exposure according to strength and weakness in the current market.

In other words, *ADAPT to Changing Markets so you can profit from them!*

OmniScan generated these candidates on December 26. (G/L as of Jan 31.)

CRC	+23%	SPPI	+21%
ECA	+24%	TNA	+42%
GUSH	+55%	TWLO	+21%
IMMU	-11%	UDOW	+32%
OAS	+18%	WLL	+55%

It's all About Market Phase

Different markets call for different trading approaches. Just take a look at the chart of the S&P 500 to the right. 2017 was a completely different market than 2018. What worked in one year wouldn't have worked in the other.


Adaptive Trading is based on defining the Market Phase. Once we know what phase the market is in, we can apply the strategies and techniques that work in that particular Market Phase.

Market Phase identification is the foundation of the approach. We provide you with a Template so you can easily identify the current phase. The live Session on Market Phases will show you exactly how to stay "in phase" with the market.



The chart for the S&P 500 ETF shows the difference between the Market Phases, as highlighted by the Phase Template.

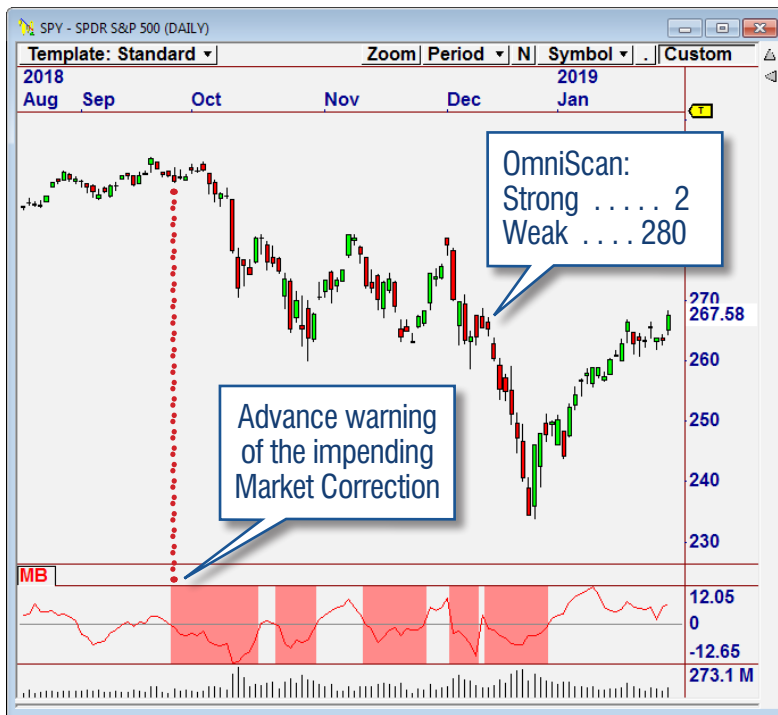
Strategies for Each Market Phase



Once we know what Market Phase we are in, we need to use the Trading Strategies that excel in that phase. **So we provide a brand new Trading Strategy for EACH Market Phase!** This insures that you'll be able to engage each phase with the ammunition you need to realize consistent gains - regardless of what phase the market is in!

Our research department also looked at the performance of all of our Trading Strategies in each Market Phase. We'll give you a "cheat sheet" so you know which existing Strategies you already own can be used in the different phases.

Market Direction CLUES



The new **Composite Market Breadth** indicator can signal potential market events ahead of time. You can see in the above chart that the indicator turned red a week ahead of the correction. When combined with OmniScan counts, we can get a clearer picture of market strength or weakness.

This Trade Secret is all about providing Trading Assets that help you make money by analyzing what the market is doing.

We've combined the best Market Breadth indicators to create a new composite indicator that can alert us to impending market events, as shown to the left.

We also use OmniScan counts – the number of symbols showing strength and weakness each day. This information is highly predictive, and we have incorporated it into TS1.

Finally, we include more important information, such as the Dow Transports, which can serve as a “crystal ball”, providing additional clues that can lead to increased profits.

Market Direction EVENTS

Ed has been using Chart Events on the Market since he first published market commentary on SignalWatch in 1998.

Consolidations, Support and Resistance Levels, Trend Lines and Volume Climax patterns often predict market direction and targets.

Trade Secret 1 includes specialized indicators that can detect these events on indexes and on individual stocks.

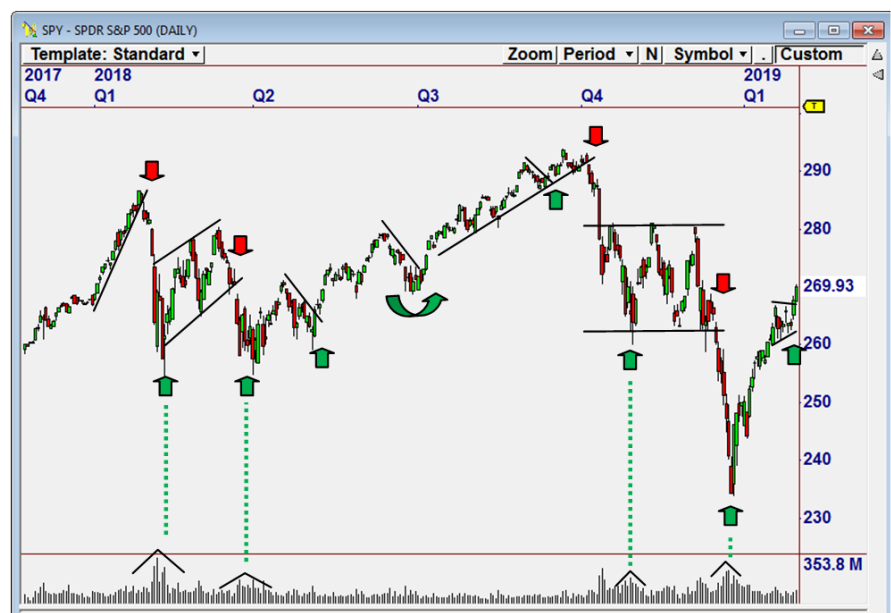


Chart showing Market Events on SPY. Most of these can be detected with specialized indicators that are included with Trade Secret 1.

Adaptive Trading: Your Fast Track to Trading Success

We provide everything you need. The Steps are clear, and the Assets provided make trading the approach easy.

1. Determine Current Market Phase.

Indicators for Market Phase and Directional Clues are provided. The first Session will explain how they were derived and show examples of using them, making it easy to engage.

2. Candidate Lists Automatically Served Up Each Day.

We provide OmniScans that identify Actionable Candidate Lists to trade in each Market Phase. OmniTrader's Focus List makes it easy to dial into the right list with just a click.

3. Strategies Tuned to Each Market Phase.

We also provide NEW Strategies that have been specifically designed to be compatible with individual Market Phases, firing ONLY when the Phase is active. This way, all Strategies can be turned on at the same time in OmniTrader (or VisualTrader) and they will selectively fire Signals when the Phase is in play.

4. Confirmation Tactics.

In the last Session, "Putting it All Together", Jeff will review TS1 and show clear examples of how to select the best trades from a list of candidates.

PLUS...

The Market Allocation Calculator

Using specialized indicators on the primary Indexes, we invented a unique Market Allocation "Calculator" (Indicator) that shows target Long and Short exposure based on specific measurements on the major Indexes.

The indicator has proven to be highly effective in determining how much exposure should be placed on the Long and Short sides. The calculator renders as an indicator in the chart.

*Just 5
Easy Steps*

1. Market

2. Candidate Lists

3. Signals

4. Confirmation

5. Allocation

Long/Short Balance



The Calculator (Indicator) generates a "Long/Short" and "Exposure" value that are based on Risk and Likely Direction that is evident in the market.

(Gauge is for illustrative purpose.)

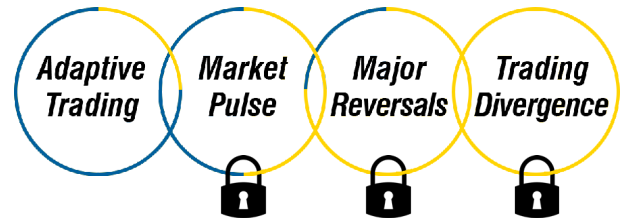
Important Information: Futures, options and securities trading has risk of loss and may not be suitable for all persons. No Strategy can guarantee profits or freedom from loss. Past results are not necessarily indicative of future results. Hypothetical or simulated performance results have certain inherent limitations. Unlike an actual performance record, simulated results do not represent actual trading.

Get Ready to Profit with Trade Secret 1 *Adaptive Trading*



“This first Trade Secret will help you engage any market for higher profits with less risk. Jeff and I have collaborated to bring you great Trading Assets that support the approach, grounded in solid truths we have learned about the market over 25 years!”

– Ed Downs



Everything You Need to Make Consistent Gains

- **NEW Indicators** that show the most likely Market Phase or Direction for the current time period.
- **NEW OmniScans** that deliver actionable candidate lists for each Market Phase.
- **NEW Strategies** that have been designed to fire in specific Market Phases.
- **NEW Market Allocation Calculator** tells you how much Long/Short Exposure is appropriate in any market.

PLUS Recorded Sessions:

- Market Phases/Strategies
- Putting it All Together
- Recorded Q&A Sessions
- Market Clues & Events

Trade Secret 1: Adaptive Trading

Regular Price \$1,495

Loyal Customer Price \$995

Special Offer for 2022 \$495

Order Now

or Call Toll-Free: 1-800-880-0338